

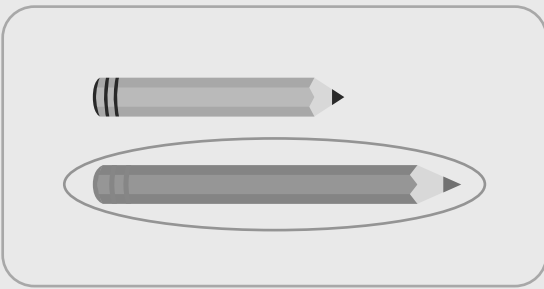
11

การวัดความยาว (ตอนที่ 1)


11.1 การเปรียบเทียบความยาวและความสูง

วงล้อมรอบสิ่งที่ยาวกว่า


ตัวอย่าง



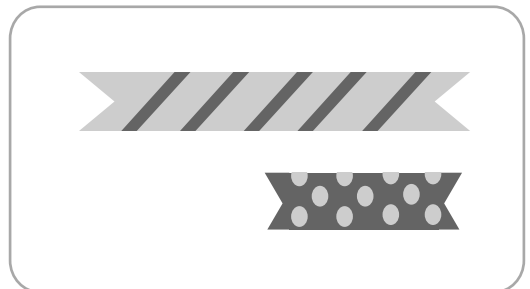
(1)



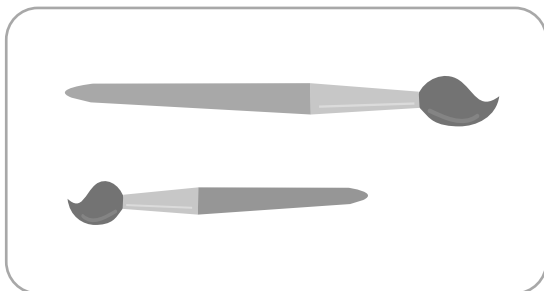
(2)




(3)



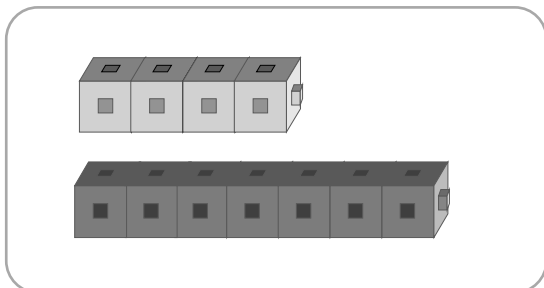
(4)



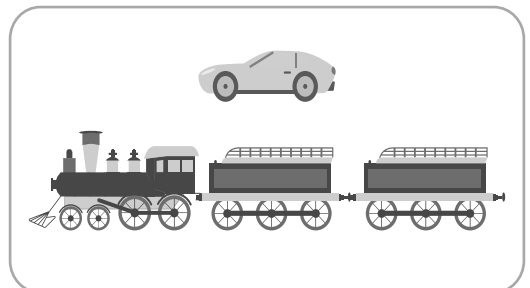
(5)



(6)



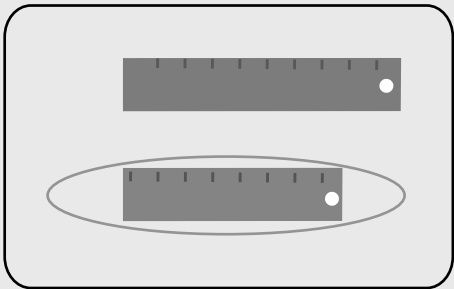
(7)



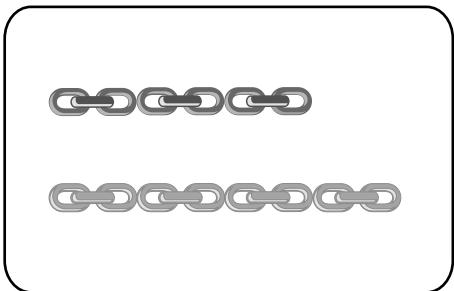


วงล้อมรอบสิ่งที่สั้นกว่า

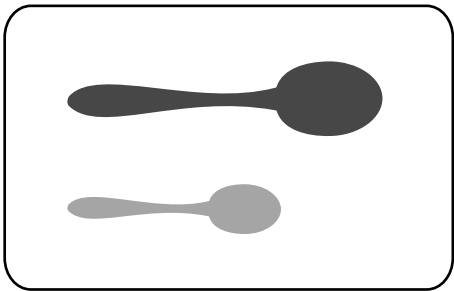
ตัวอย่าง




(2)



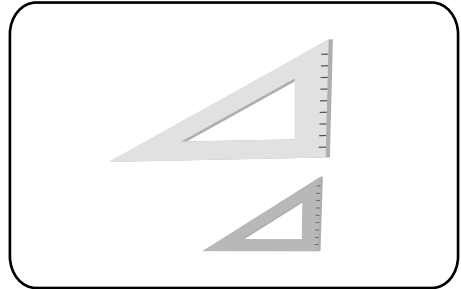
(4)



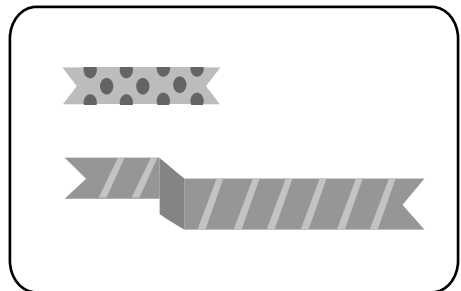
(6)



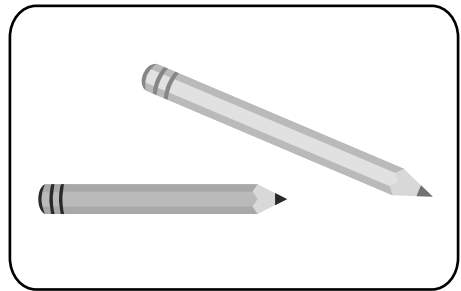
(1)



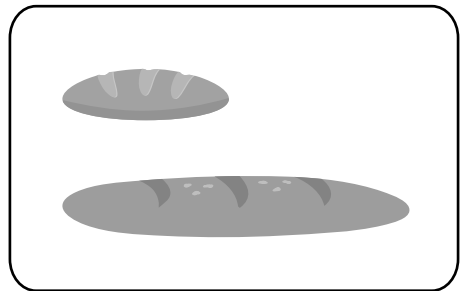
(3)



(5)



(7)




ระบายสีสิ่งที่สูงกว่า


ตัวอย่าง




(1)



(2)




(3)




ระบายสีสิ่งที่เตี้ยกว่า

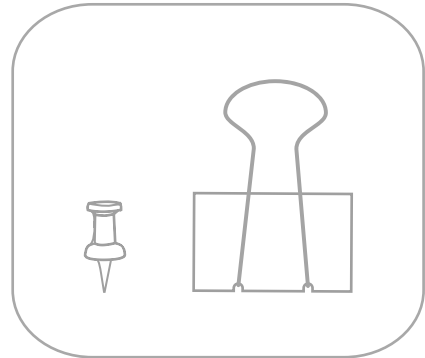
ตัวอย่าง



(1)



(2)



(3)

