

# 9

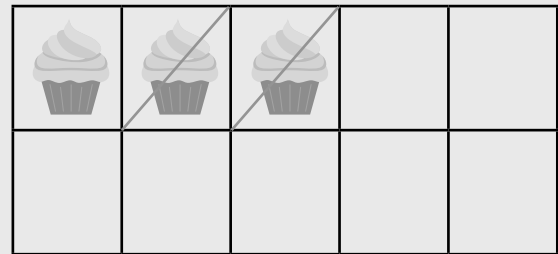
## การลบ (ตัวตั้งไม่เกิน 20)(ตอนที่ 1)

### 9.1 การลบโดยใช้รูปภาพ

การลบโดยใช้รูปภาพ



วาด / แสดงการลบและเติมคำตอบลงในช่องว่างให้ถูกต้อง

ตัวอย่าง



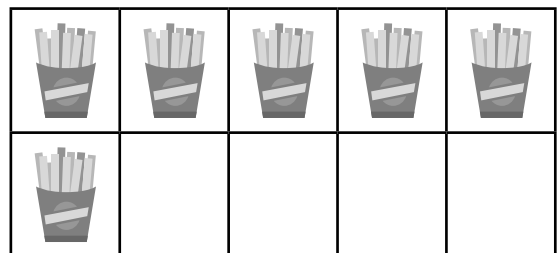
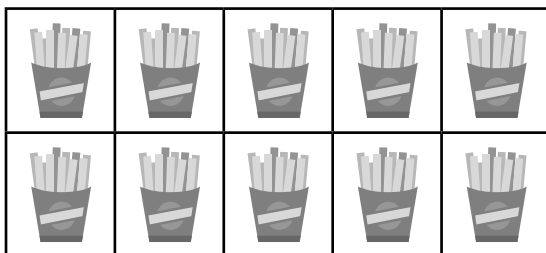
$$13 - 2 = \underline{\quad 11 \quad}$$

(1)



$$14 - 4 = \underline{\quad \quad \quad}$$

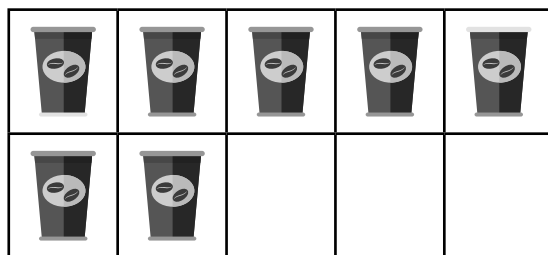
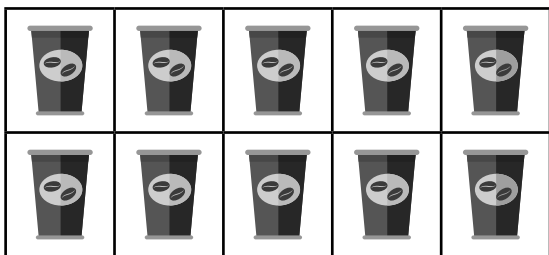
(2)



$$16 - 1 = \underline{\quad \quad \quad}$$





(3)



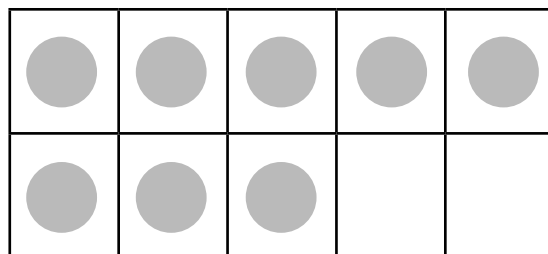
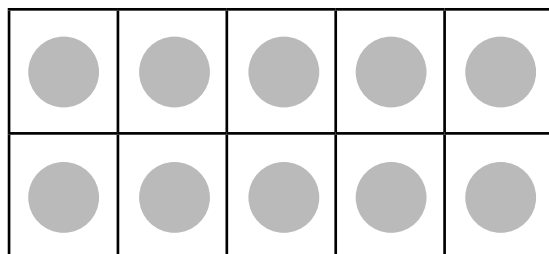
$17 - 5 = \underline{\hspace{2cm}}$

(4)





$19 - 3 = \underline{\hspace{2cm}}$

(5)



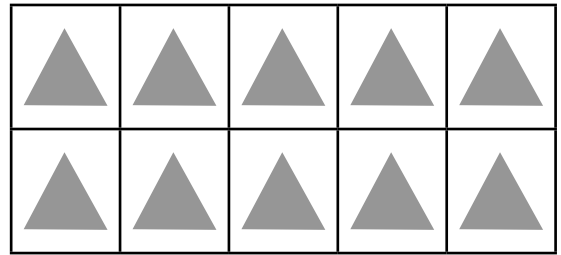
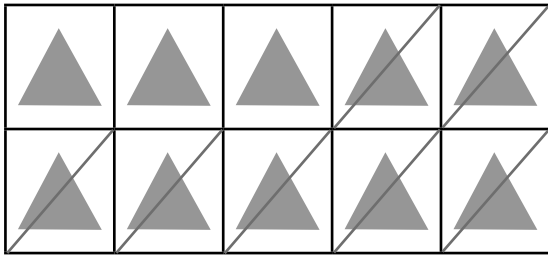
$18 - 4 = \underline{\hspace{2cm}}$

(6)



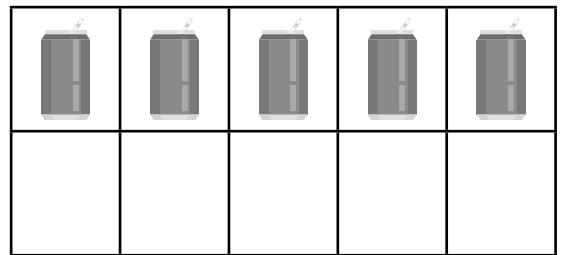
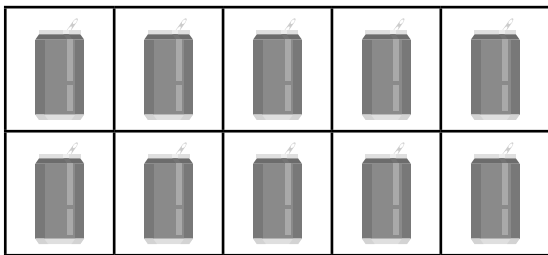
$16 - 10 = \underline{\hspace{2cm}}$

(7)



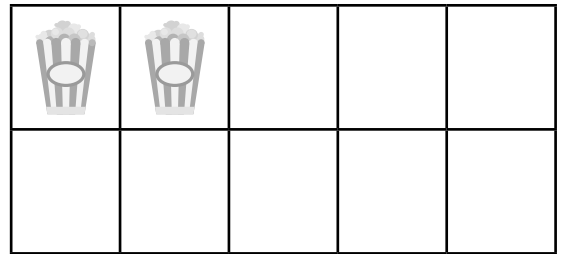
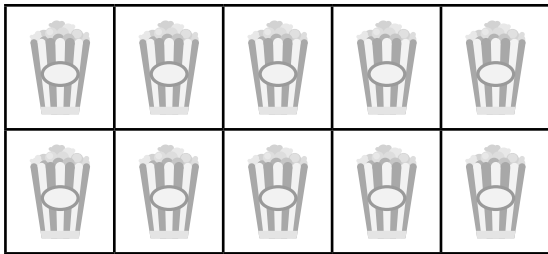
20 - 7 = \_\_\_\_\_

(8)





15 - 7 = \_\_\_\_\_

(9)



12 - 9 = \_\_\_\_\_

(10)



17 - 8 = \_\_\_\_\_



# การลบโดยการนับถอยหลัง

เติมคำตอบลงในช่องว่างให้ถูกต้อง

**ตัวอย่าง**

$$11 - 4 = \boxed{7}$$

(1)  $13 - 3 = \boxed{\phantom{00}}$



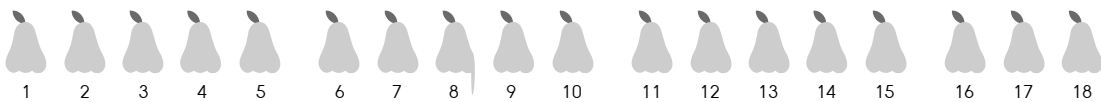
(2)  $17 - 6 = \boxed{\phantom{00}}$



(3)  $20 - 5 = \boxed{\phantom{00}}$



(4)  $18 - 9 = \boxed{\phantom{00}}$



(5)  $14 - 8 =$

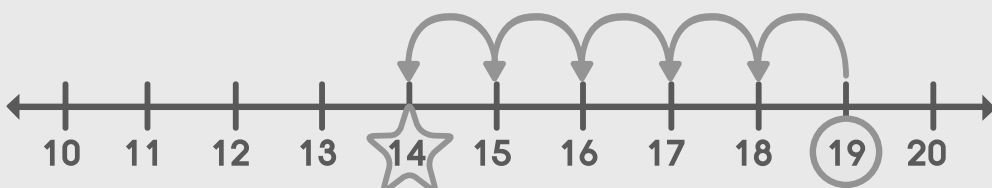


การลบโดยการใช้เส้นจำนวน

เติมคำตอบลงในช่องว่างให้ถูกต้อง

ตัวอย่าง

$19 - 5 =$



(1)  $14 - 3 =$



(2)  $17 - 4 =$





(3)  $16 - 6 =$



(4)  $15 - 3 =$



(6)  $14 - 5 =$

