

7


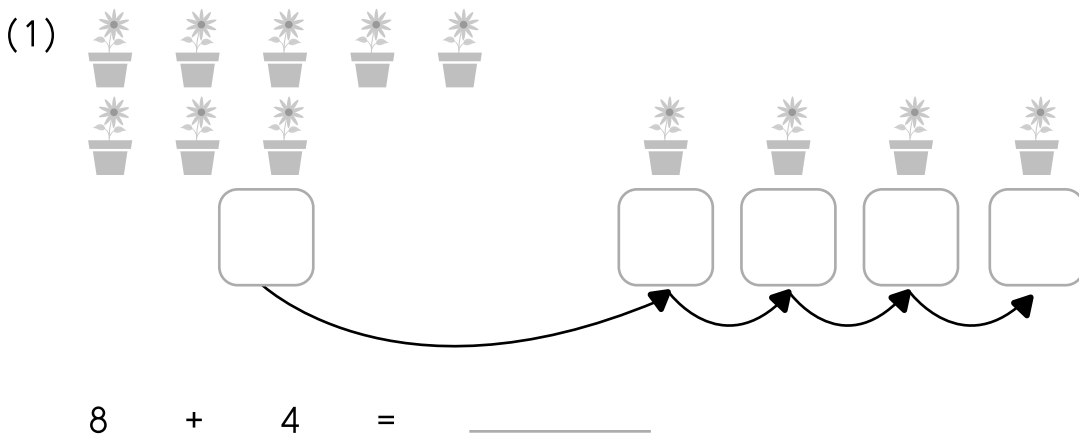
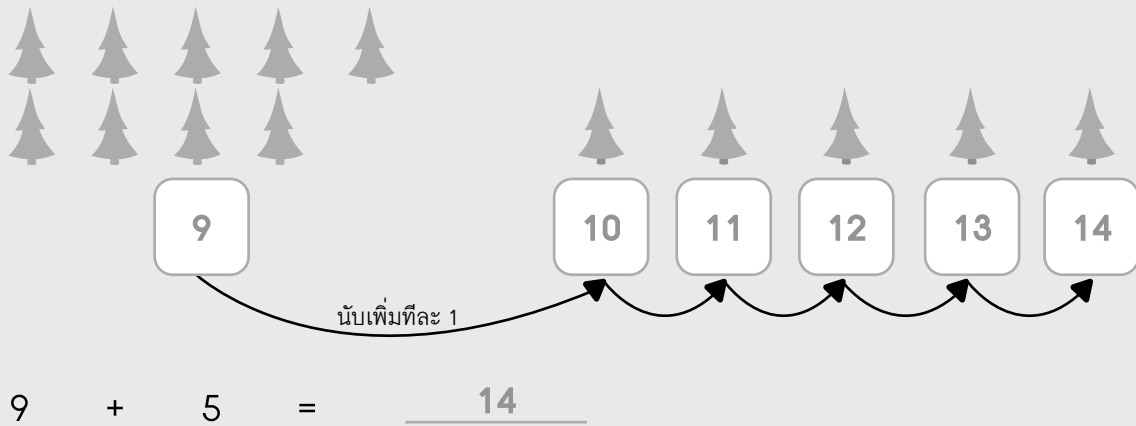
การบวก (ผลบวกไม่เกิน 20) (ตอนที่ 1)

7.1 การบวกโดยใช้รูปภาพ

วิธีที่ 1 : บวกโดยการนับเพิ่มทีละ 1

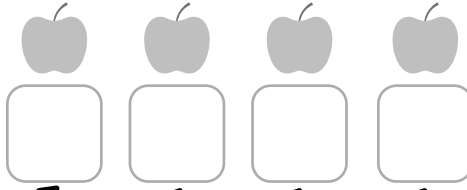
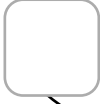
เติมคำตอบลงในช่องว่างให้ถูกต้อง

ตัวอย่าง



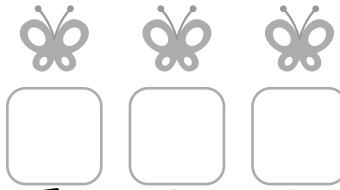


(2)



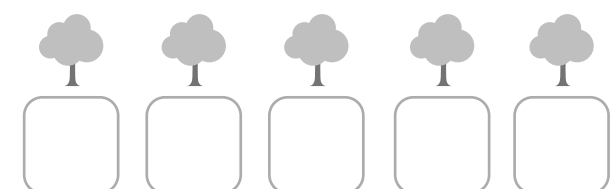
$$7 + 4 = \underline{\hspace{2cm}}$$

(3)



$$10 + 3 = \underline{\hspace{2cm}}$$

(4)



$$10 + 5 = \underline{\hspace{2cm}}$$

เติมคำตอบลงในช่องว่างให้ถูกต้องพร้อมวาดลูกศรแสดงวิธีหาคำตอบ

ตัวอย่าง

8 + 3 = 10 + =

(1)


9 + 8 = 10 + =

(2)

7 + 6 = 10 + =

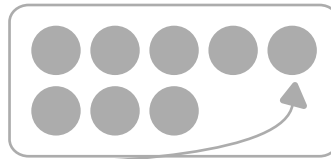
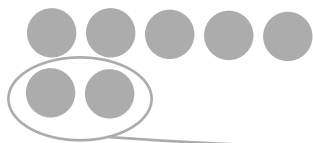


(3)





$$9 + 3 = 10 + \square = \square$$

(4)





$$7 + 8 = 10 + \square = \square$$

(5)




$$9 + 9 = \square + \square = \square$$

(6)




$$7 + 9 = \square + \square = \square$$

(7)





$$6 + 8 = \square + \square = \square$$

(8)




$$5 + 6 = \square + \square = \square$$

(9)



$$8 + 9 = \square + \square = \square$$

(10)




$$5 + 7 = \square + \square = \square$$



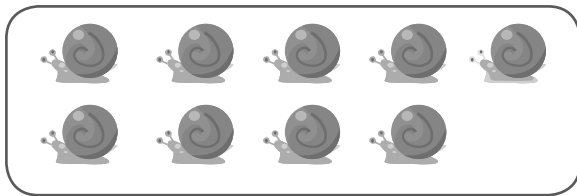
เติมคำตอบลงในช่องว่างให้ถูกต้องพร้อมวาดลูกศรแสดงวิธีหาคำตอบ

ตัวอย่าง




8 + 5 =

(1)




9 + 6 =

(2)



7 + 4 =

(3)



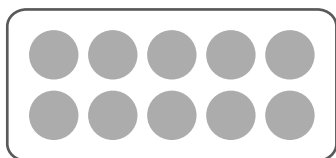
7 + 8 =

(4)



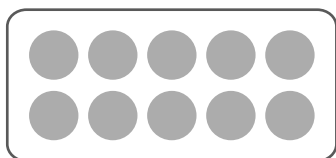
$$\underline{10} + \underline{10} = \underline{\quad}$$

(5)



$$\underline{12} + \underline{5} = \underline{\quad}$$

(6)



$$\underline{14} + \underline{4} = \underline{\quad}$$