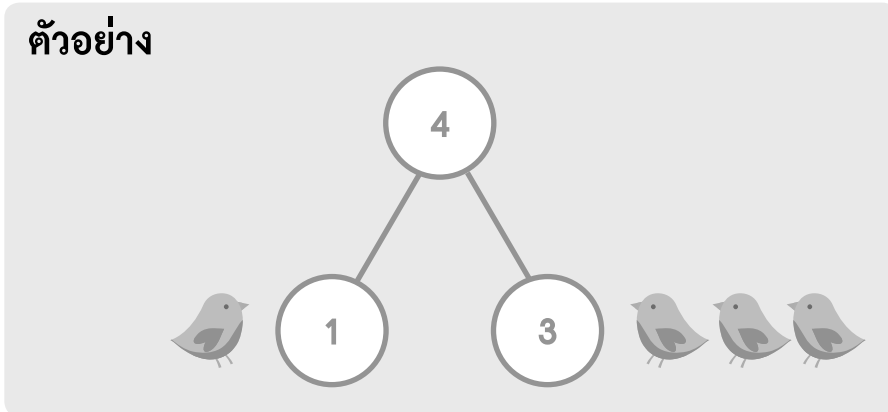




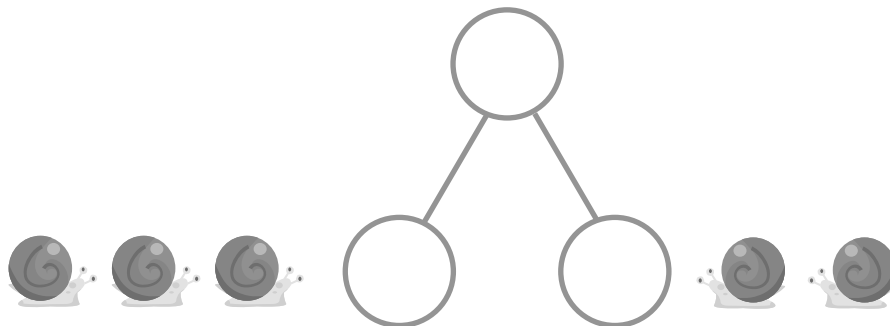
3.2 การบวกโดยใช้ Number Bonds

เติมคำตอบลงในช่องว่างให้ถูกต้อง

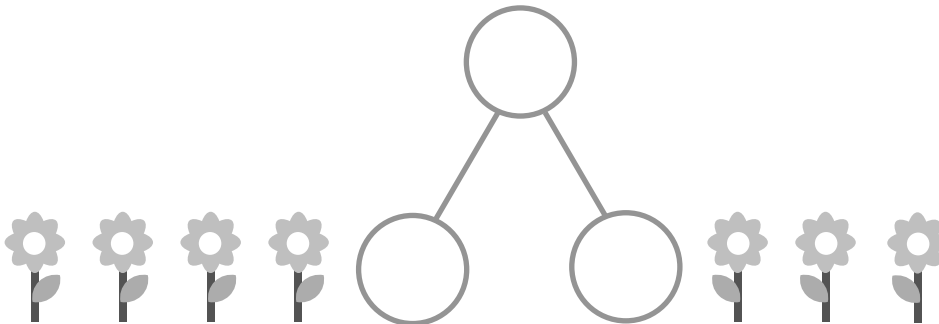
ตัวอย่าง




(1)



(2)




(3)

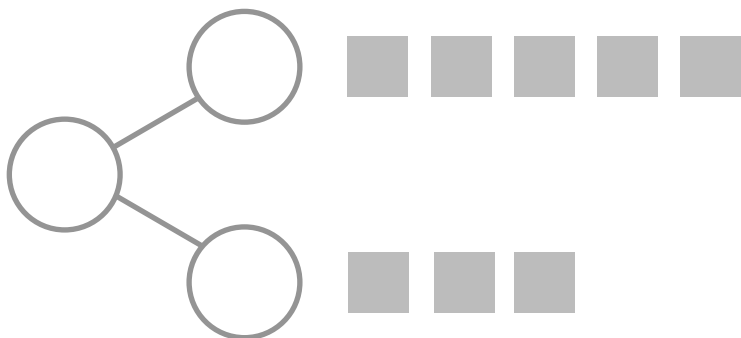





(4)



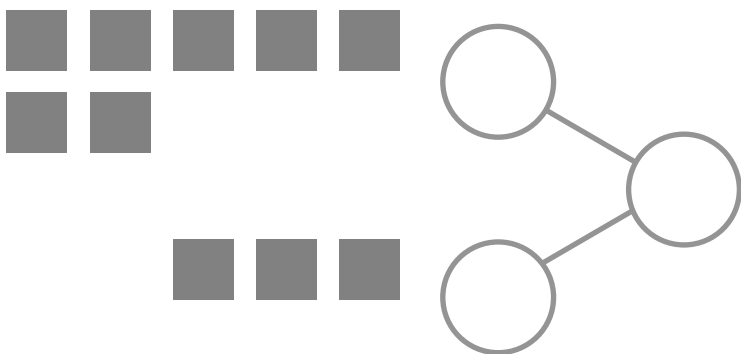
(5)



(6)



(7)



เติมคำตอบลงในช่องว่างให้ถูกต้องและวาดรูป ▲ ที่หายไป

ตัวอย่าง

The example shows a row of 3 triangles. To its right is a number bond with a central circle containing '3', a top circle containing '2', and a bottom circle containing '1'. Further right are 2 triangles. Below these are a dashed box containing 1 triangle and a hand with an eraser, with a horizontal line underneath.

(1)

Problem 1 shows a row of 5 triangles. To its right is a number bond with a central circle containing '5', a top circle containing '2', and a bottom empty circle. Further right are 2 triangles and a blank horizontal line.

(2)

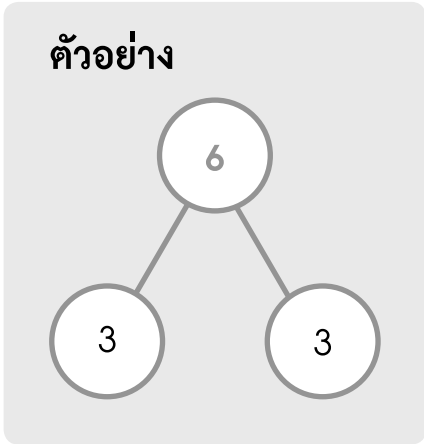
Problem 2 shows a row of 7 triangles (5 in the top row, 2 in the bottom row). To its right is a number bond with a central circle containing '7', a top empty circle, and a bottom circle containing '2'. Further right are 2 triangles and a blank horizontal line.

(3)

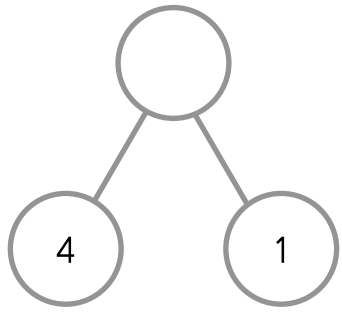
Problem 3 shows a row of 9 triangles (5 in the top row, 4 in the bottom row). To its right is a number bond with a central circle containing '9', a top empty circle, and a bottom circle containing '3'. Further right are 3 triangles and a blank horizontal line.



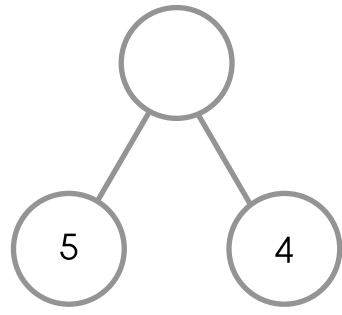
เติมคำตอบลงในช่องว่างให้ถูกต้อง



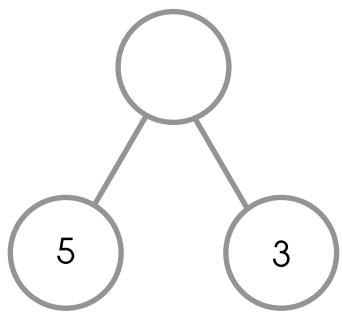
(1)



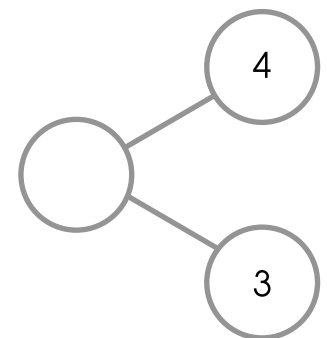
(2)



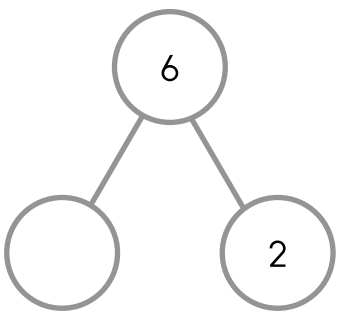
(3)



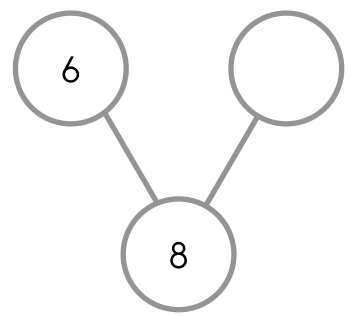
(4)



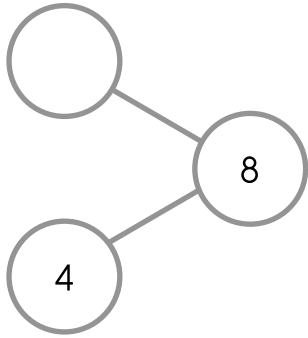
(5)



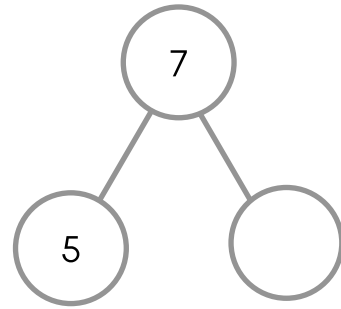
(6)



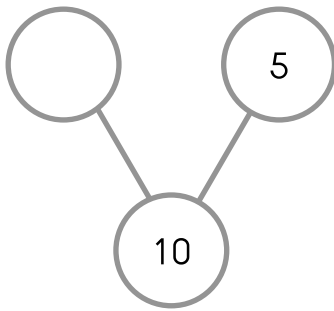
(7)




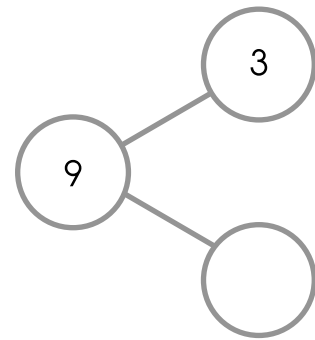
(8)



(9)

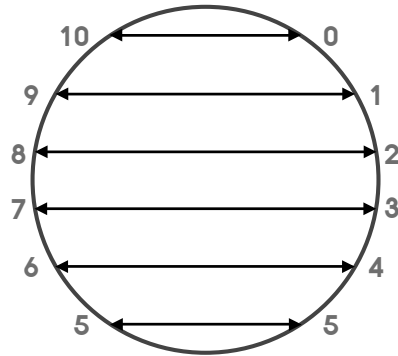


(10)





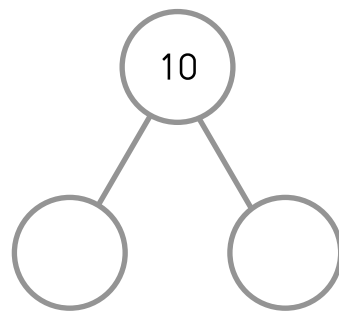
เติมคำตอบลงในช่องว่างที่ได้ผลบวกมีค่าเท่ากับ 10



ตัวอย่าง

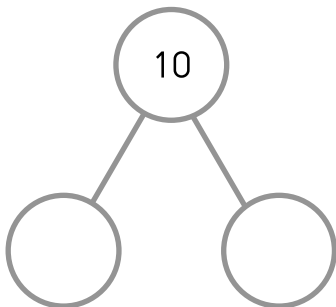
ดังนั้น $10 + 0 = 10$

(1)



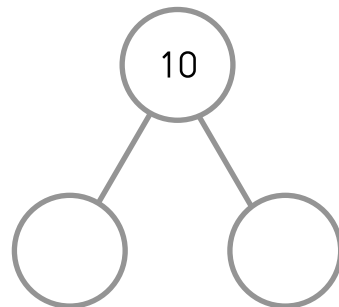
ดังนั้น _____

(2)



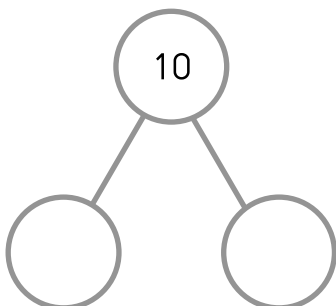
ดังนั้น _____

(3)



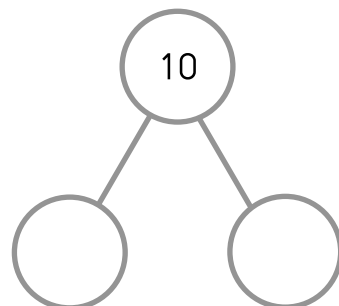
ดังนั้น _____

(4)



ดังนั้น _____

(5)



ดังนั้น _____